



US00D463560S

(12) **United States Design Patent**
Michelson

(10) **Patent No.:** **US D463,560 S**

(45) **Date of Patent:** **** Sep. 24, 2002**

(54) **END CAP FOR A SPINAL IMPLANT**

D425,989 S	5/2000	Michelson
6,093,201 A	7/2000	Cooper et al.
6,179,839 B1	1/2001	Weiss et al.
RE37,161 E	5/2001	Michelson et al.
6,371,958 B1 *	4/2002	Overaker 606/72

(76) **Inventor:** **Gary K. Michelson**, 436 Sherman Canal, Venice, CA (US) 90291

(**) **Term:** **14 Years**

* cited by examiner

(21) **Appl. No.:** **29/157,406**

Primary Examiner—Antoine Duval Davis
(74) *Attorney, Agent, or Firm*—Martin & Ferraro, LLP

(22) **Filed:** **Mar. 18, 2002**

(57) **CLAIM**

Related U.S. Application Data

The ornamental design for an end cap for a spinal implant, substantially as shown and described.

(62) Division of application No. 29/151,251, filed on Oct. 31, 2001, now Pat. No. Des. 457,242, which is a division of application No. 29/146,202, filed on Aug. 6, 2001, now Pat. No. Des. 454,953, which is a division of application No. 29/133,395, filed on Nov. 29, 2000, now Pat. No. Des. 450,122, which is a division of application No. 29/116,468, filed on Jan. 3, 2000, now Pat. No. Des. 439,340.

DESCRIPTION

(51) **LOC (7) Cl.** **24-03**
(52) **U.S. Cl.** **D24/155**
(58) **Field of Search** D24/155; 606/60, 606/61, 72, 73; 134/3, 32, 41; 128/92 R, 926; 623/17.4, 17.6

FIG. 1 is an interior end view of an end cap for a spinal implant showing my new design;
FIG. 2 is a side elevational view of an alternative embodiment of an end cap of FIG. 1;
FIG. 3 is an interior end view of an alternative embodiment of an end cap for a spinal implant;
FIG. 4 is a side elevational view of the end cap of FIG. 3;
FIG. 5 is an interior end view of an alternative embodiment of an end cap for a spinal implant;
FIG. 6 is a side elevational view of the end cap of FIG. 5;
FIG. 7 is an interior end view of an alternative embodiment of an end cap for a spinal implant;
FIG. 8 is a side elevational view of the end cap of FIG. 7;
FIG. 9 is an interior end view of an alternative embodiment of an end cap for a spinal implant;
FIG. 10 is a side elevational view of the end cap of FIG. 9;
FIG. 11 is an interior end view of an alternative embodiment of an end cap for a spinal implant; and,
FIG. 12 is a side elevational view of the end cap of FIG. 11.

(56) **References Cited**

U.S. PATENT DOCUMENTS

4,501,269 A	2/1985	Bagby
4,961,740 A	10/1990	Ray et al.
5,026,373 A	6/1991	Ray et al.
5,522,899 A	6/1996	Michelson
D374,482 S	10/1996	Goble et al.
B14,961,740 A	1/1997	Ray et al.
5,776,196 A	7/1998	Matsuzaki et al.
D397,439 S	8/1998	Koros et al.
6,019,763 A *	2/2000	Nakamura et al. 606/72 X

1 Claim, 2 Drawing Sheets




FIG. 1

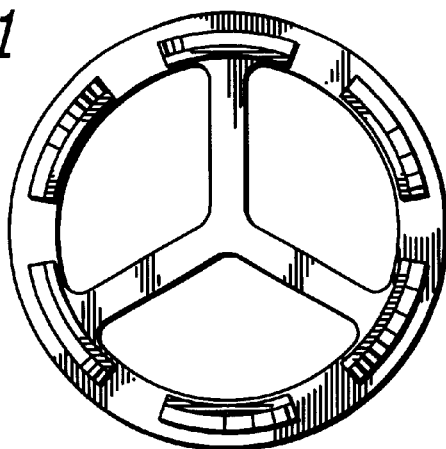


FIG. 2

FIG. 3

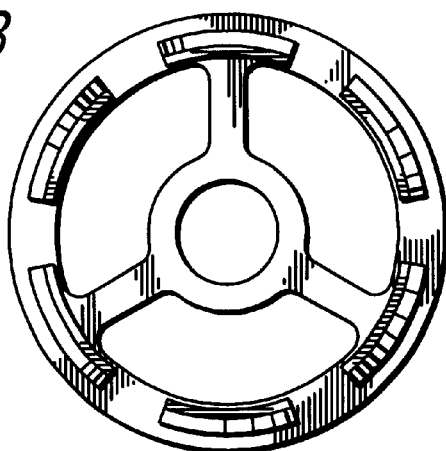


FIG. 4

FIG. 5

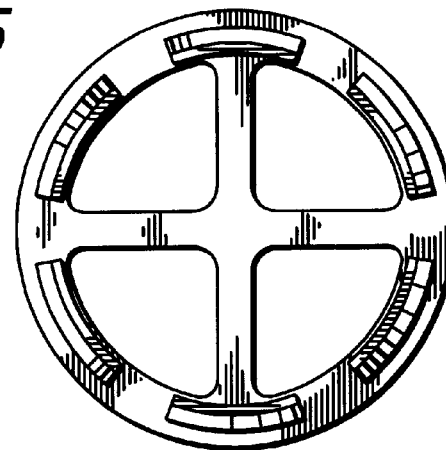


FIG. 6

FIG. 7

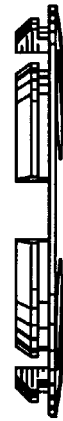
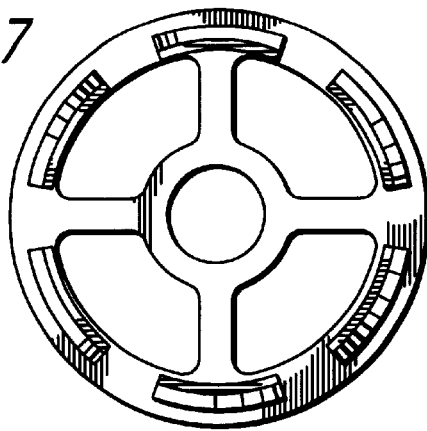


FIG. 8

FIG. 9

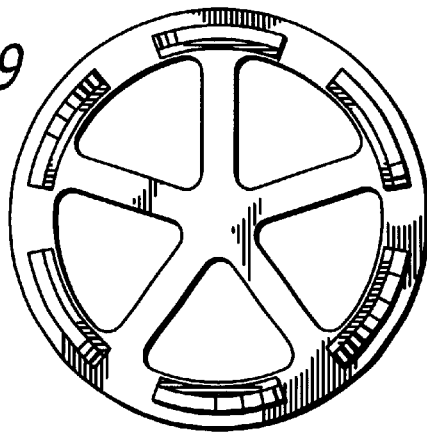


FIG. 10

FIG. 11

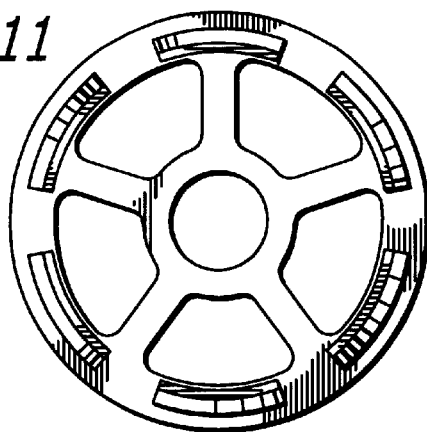


FIG. 12

UNITED STATES PATENT AND TRADEMARK OFFICE
CERTIFICATE OF CORRECTION

PATENT NO. : Des. 463,560 S
DATED : September 24, 2002
INVENTOR(S) : Gary K. Michelson

Page 1 of 1

It is certified that error appears in the above-identified patent and that said Letters Patent is hereby corrected as shown below:

Title page.

Item [62], **Related U.S. Application Data**, change "29/151,251" to -- 29/151,252 --; and change "457,242" to -- 460,188 --.

DESCRIPTION

Penultimate line: delete " ,".

Signed and Sealed this

Seventeenth Day of December, 2002

A handwritten signature in black ink, appearing to read "James E. Rogan", written over a horizontal line.

JAMES E. ROGAN
Director of the United States Patent and Trademark Office